

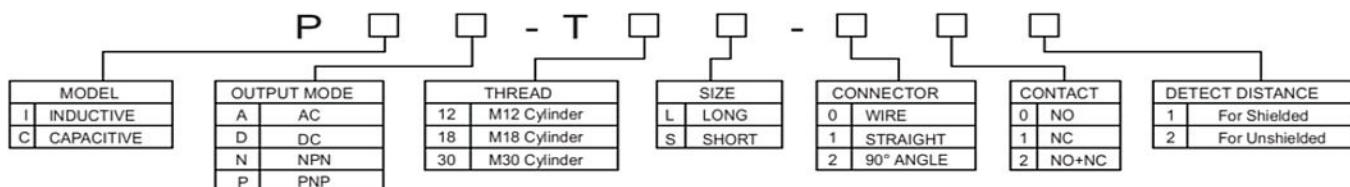
M12 Long Housing - Capacitive Sensor



Features:

- Capacitive sensor, style: cylinder shape, diameter: 12mm.
- Unshielded type
- DC 2 wire (10-30V DC), DC 3-wire (10-30V DC), DC-4 wire (10-30V DC), AC 2-wire (90-250 AC) type
- Connection mode: 3/4 wire or 3/4 PCN connector
- Mounting distance: shielded (2mm), unshielded (4mm)
- With LED operation indicate lamp, easily identifiable
- Brass chrome plated, proof of oil, water acid, alkaline
- Standard sensing object: ferrous metals
- Protection rate: IP67, water resistant
- Over-current protection
- Widely applied in measuring, Counting, Rpm measuring in mechanism, chemical, paper manufacture light industry, etc.

ORDERING CODE INFORMATION



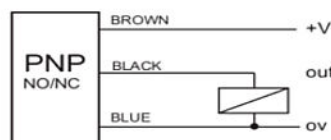
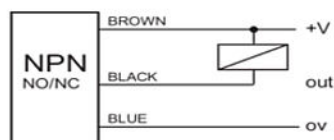
ORDERING CODES

Model and Type	Output type	Mounting distance	Current output	Power supply	Connector model
PCN-T12L-002	NPN NO	4mm,unshielded	≤ 200mA	DC 10-30V	3 Wire
PCN-T12L-012	NPN NC	4mm,unshielded	≤ 200mA	DC 10-30V	3 Wire
PCN-T12L-102	NPN NO	4mm,unshielded	≤ 200mA	DC 10-30V	Straight Plug-in connector
PCN-T12L-112	NPN NC	4mm,unshielded	≤ 200mA	DC 10-30V	Straight Plug-in connector
PCN-T12L-202	NPN NO	4mm,unshielded	≤ 200mA	DC 10-30V	90 Degree Plug-in connector
PCN-T12L-212	NPN NC	4mm,unshielded	≤ 200mA	DC 10-30V	90 Degree Plug-in connector
PCP-T12L-002	PNP NO	4mm,unshielded	≤ 200mA	DC 10-30V	3 Wire
PCP-T12L-012	PNP NC	4mm,unshielded	≤ 200mA	DC 10-30V	3 Wire
PCP-T12L-102	PNP NO	4mm,unshielded	≤ 200mA	DC 10-30V	Straight Plug-in connector
PCP-T12L-112	PNP NC	4mm,unshielded	≤ 200mA	DC 10-30V	Straight Plug-in connector
PCP-T12L-202	PNP NO	4mm,unshielded	≤ 200mA	DC 10-30V	90 Degree Plug-in connector
PCP-T12L-212	PNP NC	4mm,unshielded	≤ 200mA	DC 10-30V	90 Degree Plug-in connector

TECHNICAL SPECIFICATIONS

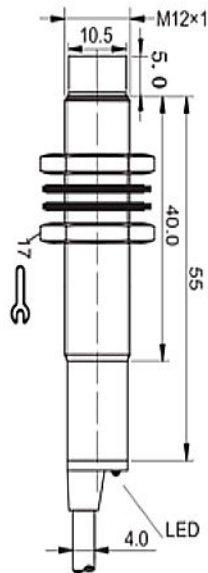
Property project	Specific parameter
Mounting distance	4mm
Sensing distance	0-3.2mm
Power supply	DC 10-30V
Frequency	≤ 50Hz
Current output	DC: ≤ 200mA
Ambient temperature	-20°C-70°C
Protection	DC: Over-current & polarity or no (please indicate when ordering) / AC: no
IP rating	IP67

ELECTRICAL CONNECTION DRAWING

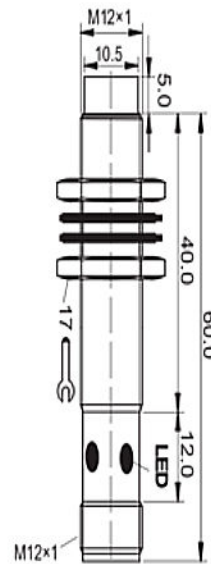


PICTURE OF PRODUCT MIX

Wires & Unshielded



Connector & Unshielded

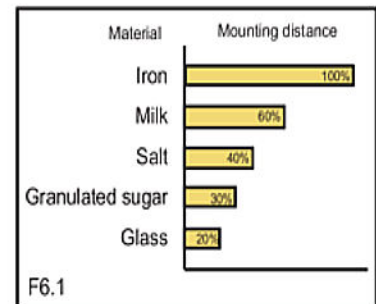


M12 Long Housing

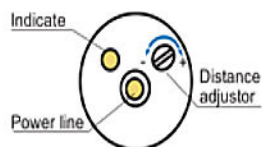
All dimensions in millimeters (mm) nominal.

CAPACITIVE PROXIMITY SENSOR MOUNTING DISTANCE SETTING

- Capacitive proximity sensors can measure both metal and non-metallic objects, such as iron, water, oil, glass, plastic, etc... The mounting distance will vary depending on the material being sensed, due to differing object conductivity, permittivity, and water absorption. If the metal connects with ground (GND) then maximum sensing distance will be achieved.
- Table F6.1 shows how the mounting distance will change depending on material being sensed.
- The mounting distance of CPS Capacitive proximity sensor can be adjusted. This must be adjusted before installation, not after. Please refer to F6.2
- When operating, the Capacitive proximity sensor should be kept well away from high frequency electromagnetism, for example ultrasonics, and high frequency welding machines.



F6.2



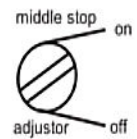
● Adjustor turns right Sn increases, turns left Sn decreases, the circle of Sn adjuster about ten



● Without object, turn adjuster right to the on stop



● Approaching object, turn adjuster left to the off stop



● At last set the adjust in the middle of on and off position

CAPACITIVE PROXIMITY NOTES

- Set mounting distance equal to 80% of Sn.
- Set mounting distance roughly equal to 50% of Sn when sensor is used measuring mounting frequency or operating in high speed circumstances.
- Mounting distance will change depending on material (iron, stainless steel, brass, copper and aluminum).